

BROILER

ROSS 308
ROSS 308 FF

Performance Objectives

2019



Introduction

The Ross® 308 broiler is available in two types, a slow-feathering bird which produces sexable broilers (308) and one which produces all fast-feathering broilers (308 FF). The sexable-type produces fast-feathering female broilers and slow-feathering male broilers. This allows the broilers to be sexed in the hatchery by evaluating feather development differences.

This booklet contains the performance objectives for the 308 and the 308 FF broiler and is to be used with the **Ross Broiler Management Handbook**.

Performance

These objectives indicate the performance achievable under good management and environmental conditions and when feeding recommended nutrient levels.

Producers may find that local factors prevent such performance being achieved. For example:

- The availability of raw materials may limit nutrient content and intake.
- Extreme climatic conditions will reduce performance.
- Economic considerations may limit choice of production systems.

Therefore, average performance may be lower than the figures presented here.

The objectives are presented in two sections to reflect the global nature of the publication.

Section 1 g contains the performance data in metric measurements and

Section 2 lb contains imperial measurements.

In the tables, the values are rounded. This may result in small inaccuracies when using the objectives to calculate other performance statistics.

Yields will vary between processing plants depending on type of equipment used (e.g. carcass chilling technology, automated versus manual deboning) and the exact portion being produced.

Every attempt has been made to ensure the accuracy and relevance of the information presented, however, Aviagen accepts no liability for the consequences of using this information for the management of chickens.

For further information on the management of Ross stock, please contact your local Ross representative.

Contents

02		Key Management Points
03	Section 1 <i>g</i>	As-Hatched Performance
04	Section 1 <i>g</i>	Male Performance
05	Section 1 <i>g</i>	Female Performance
07	Section 2 <i>lb</i>	As-Hatched Performance
08	Section 2 <i>lb</i>	Male Performance
09	Section 2 <i>lb</i>	Female Performance
11		Carcass Yield

Key Management Points

Cost effective production of chicken meat depends on achieving good bird performance and the following points are important for optimising performance of the Ross 308 broiler:

- Maximise chick quality by good management of hatching, storage and transport conditions.
- Design the brooding set-up to ensure easy access to water and feed at placement and to ease the transition between supplementary systems and the automated feeders and drinkers at 4-5 days. Feed a highly digestible, and nutritionally balanced Starter diet.
- Keep chicks in their thermal comfort zone by monitoring chick behaviour, but beware of low relative humidities (less than 50% RH). Establish a minimum ventilation programme from day one.
- Monitor crop fill, feeding and drinking behaviour and 7-day live weight to allow continuous improvement of the brooding set-up.
- Keep birds in their thermal comfort zone throughout the growing period. Fast growing broilers produce large amounts of heat, particularly in the second half of the growout period. Keeping ambient temperatures less than 21°C (69.8°F) from 21 days onwards may improve growth rates.
- Maintain high standards of biosecurity and cleanliness to keep disease to a minimum.

As-Hatched Performance

Day	Body weight (g) ¹	Daily gain (g)	Av. daily gain/week (g)	Daily intake (g)	Cum. intake (g) ²	FCR ³
0	43					
1	61	18			13	0.206
2	79	18		17	29	0.370
3	99	20		21	50	0.502
4	122	23		24	74	0.607
5	148	26		28	102	0.693
6	176	29		32	134	0.763
7	208	32	23.50	36	170	0.821
8	242	35		40	211	0.869
9	280	38		45	255	0.911
10	321	41		49	304	0.947
11	366	44		54	358	0.979
12	414	48		58	416	1.007
13	465	51		63	480	1.033
14	519	54	44.46	69	548	1.057
15	576	58		74	622	1.080
16	637	61		79	702	1.101
17	701	64		85	786	1.122
18	768	67		90	877	1.142
19	837	70		96	973	1.162
20	910	72		102	1075	1.182
21	985	75	66.55	108	1183	1.201
22	1062	78		114	1297	1.221
23	1142	80		120	1416	1.240
24	1225	82		125	1542	1.259
25	1309	84		131	1673	1.278
26	1395	86		137	1810	1.297
27	1483	88		143	1953	1.317
28	1573	90	84.07	149	2102	1.336
29	1664	91		154	2256	1.355
30	1757	93		160	2415	1.375
31	1851	94		165	2580	1.394
32	1946	95		170	2750	1.414
33	2041	96		175	2926	1.433
34	2138	96		180	3106	1.453
35	2235	97	94.47	185	3290	1.473
36	2332	97		189	3480	1.492
37	2430	98		194	3674	1.512
38	2527	98		198	3872	1.532
39	2625	98		202	4074	1.552
40	2723	98		206	4279	1.571
41	2821	98		209	4489	1.591
42	2918	97	97.67	213	4702	1.611
43	3015	97		216	4918	1.631
44	3112	96		219	5137	1.651
45	3207	96		222	5359	1.671
46	3303	95		224	5583	1.690
47	3397	94		227	5810	1.710
48	3491	94		229	6039	1.730
49	3583	93	95.04	231	6270	1.750
50	3675	92		233	6503	1.770
51	3766	91		235	6738	1.789
52	3856	90		236	6974	1.809
53	3944	89		238	7212	1.829
54	4032	87		239	7451	1.848
55	4118	86		240	7690	1.868
56	4203	85	88.47	241	7931	1.887
57	4286	84		241	8172	1.907
58	4369	82		242	8414	1.926
59	4450	81		242	8656	1.945
60	4530	80		242	8898	1.965
61	4608	78		242	9141	1.984
62	4685	77		242	9383	2.003
63	4760	76	79.66	242	9625	2.022
64	4835	74		242	9867	2.041
65	4907	73		242	10109	2.060
66	4979	71		241	10350	2.079
67	5049	70		240	10590	2.098
68	5117	69		240	10830	2.116
69	5184	67		239	11069	2.135
70	5250	66	69.98	238	11307	2.154

¹On-farm body weight (i.e. feed present in intestinal tract).

²Feed consumption per living bird.

³FCR includes initial body weight at placement and does not account for mortality.

NOTE: In the table values are rounded. This may result in small inaccuracies when using the objectives to calculate other performance statistics.



Male Performance

Day	Body weight (g) ¹	Daily gain (g)	Av. daily gain/week (g)	Daily intake (g)	Cum. intake (g) ²	FCR ³
0	43					
1	60	17			11	0.190
2	78	18		16	27	0.346
3	98	20		20	47	0.474
4	121	23		23	70	0.579
5	147	26		28	98	0.666
6	175	29		32	129	0.738
7	207	32	23.44	36	166	0.799
8	242	35		41	206	0.851
9	281	39		45	252	0.896
10	323	42		50	302	0.934
11	369	46		55	357	0.969
12	418	49		60	418	0.999
13	471	53		66	483	1.027
14	527	56	45.69	71	555	1.053
15	587	60		77	632	1.076
16	650	63		83	715	1.099
17	717	67		89	804	1.120
18	788	70		95	899	1.141
19	861	74		101	1000	1.161
20	938	77		108	1108	1.181
21	1018	80	70.13	114	1222	1.200
22	1101	83		120	1342	1.219
23	1186	86		127	1469	1.238
24	1275	88		133	1602	1.257
25	1366	91		140	1742	1.276
26	1459	93		146	1888	1.294
27	1554	95		152	2040	1.313
28	1651	97	90.51	159	2199	1.332
29	1751	99		165	2364	1.350
30	1852	101		171	2535	1.369
31	1954	102		177	2712	1.388
32	2058	104		183	2895	1.406
33	2163	105		188	3083	1.425
34	2269	106		194	3277	1.444
35	2376	107	103.51	199	3476	1.463
36	2484	108		204	3681	1.482
37	2592	108		209	3890	1.501
38	2701	109		214	4104	1.520
39	2809	109		219	4323	1.539
40	2918	109		223	4546	1.558
41	3027	109		227	4774	1.577
42	3136	109	108.58	231	5005	1.596
43	3245	109		235	5240	1.615
44	3353	108		238	5478	1.634
45	3461	108		242	5720	1.653
46	3568	107		245	5965	1.672
47	3674	106		248	6212	1.691
48	3780	106		250	6462	1.710
49	3885	105	106.93	253	6715	1.729
50	3989	104		255	6970	1.747
51	4091	103		257	7227	1.766
52	4193	102		259	7485	1.785
53	4294	101		260	7746	1.804
54	4393	99		262	8007	1.823
55	4491	98		263	8270	1.841
56	4588	97	100.50	264	8534	1.860
57	4684	96		265	8799	1.879
58	4778	94		265	9064	1.897
59	4871	93		266	9330	1.916
60	4962	91		266	9597	1.934
61	5052	90		267	9863	1.953
62	5140	88		267	10130	1.971
63	5227	87	91.22	267	10397	1.989
64	5312	85		266	10663	2.007
65	5396	84		266	10929	2.025
66	5478	82		266	11194	2.044
67	5559	81		265	11459	2.062
68	5638	79		264	11724	2.079
69	5715	78		263	11987	2.097
70	5791	76	80.66	263	12250	2.115

¹On-farm body weight (i.e. feed present in intestinal tract).

²Feed consumption per living bird.

³FCR includes initial body weight at placement and does not account for mortality.

NOTE: In the table the values are rounded. This may result in small inaccuracies when using the objectives to calculate other performance statistics.



Female Performance

Day	Body weight (g) ¹	Daily gain (g)	Av. daily gain/week (g)	Daily intake (g)	Cum. intake (g) ²	FCR ³
0	43					
1	61	18			14	0.222
2	79	18		18	31	0.395
3	100	20		22	53	0.530
4	123	23		25	78	0.636
5	148	26		29	107	0.720
6	177	28		32	139	0.787
7	208	31	23.55	36	175	0.842
8	242	34		40	215	0.888
9	279	37		44	259	0.926
10	320	40		48	307	0.959
11	363	43		52	359	0.988
12	409	46		57	415	1.015
13	458	49		61	476	1.039
14	511	52	43.24	66	542	1.062
15	566	55		71	613	1.083
16	624	58		76	688	1.104
17	684	61		81	769	1.124
18	747	63		86	855	1.144
19	813	66		91	946	1.163
20	881	68		96	1042	1.183
21	951	70	62.97	102	1144	1.202
22	1024	72		107	1251	1.222
23	1098	74		112	1363	1.241
24	1175	76		118	1481	1.261
25	1252	78		123	1604	1.281
26	1332	79		128	1732	1.300
27	1413	81		133	1865	1.320
28	1495	82	77.64	138	2004	1.340
29	1578	83		143	2147	1.360
30	1662	84		148	2295	1.380
31	1747	85		153	2447	1.401
32	1833	86		157	2605	1.421
33	1919	86		162	2766	1.441
34	2006	87		166	2932	1.462
35	2093	87	85.43	170	3102	1.482
36	2180	87		174	3276	1.503
37	2267	87		178	3453	1.523
38	2354	87		181	3635	1.544
39	2441	87		185	3819	1.564
40	2528	87		188	4007	1.585
41	2614	86		191	4198	1.606
42	2700	86	86.75	194	4392	1.626
43	2786	85		196	4588	1.647
44	2870	85		199	4787	1.668
45	2954	84		201	4988	1.688
46	3038	83		203	5192	1.709
47	3120	82		205	5397	1.730
48	3202	82		207	5604	1.750
49	3282	81	83.16	209	5813	1.771
50	3362	80		210	6023	1.792
51	3441	79		212	6235	1.812
52	3518	78		213	6447	1.833
53	3595	76		214	6661	1.853
54	3670	75		215	6876	1.874
55	3744	74		215	7091	1.894
56	3817	73	76.43	216	7307	1.914
57	3889	72		216	7523	1.934
58	3960	71		217	7740	1.955
59	4029	69		217	7957	1.975
60	4097	68		217	8173	1.995
61	4164	67		217	8390	2.015
62	4230	66		217	8607	2.035
63	4294	64	68.10	216	8823	2.055
64	4357	63		216	9039	2.075
65	4419	62		216	9255	2.094
66	4479	61		215	9470	2.114
67	4539	59		214	9684	2.134
68	4597	58		214	9898	2.153
69	4654	57		213	10111	2.173
70	4709	56	59.30	212	10323	2.192

¹On-farm body weight (i.e. feed present in intestinal tract).

²Feed consumption per living bird.

³FCR includes initial body weight at placement and does not account for mortality.

NOTE: In the table the values are rounded. This may result in small inaccuracies when using the objectives to calculate other performance statistics.

As-Hatched Performance

Day	Body weight (lb) ¹	Daily gain (lb)	Av. daily gain/week (lb)	Daily intake (lb)	Cum. intake (lb) ²	FCR ³
0	0.095					
1	0.134	0.039			0.028	0.206
2	0.174	0.040		0.037	0.064	0.370
3	0.219	0.045		0.045	0.110	0.502
4	0.269	0.050		0.054	0.163	0.607
5	0.325	0.056		0.062	0.225	0.693
6	0.388	0.063		0.071	0.296	0.763
7	0.458	0.070	0.052	0.080	0.376	0.821
8	0.534	0.076		0.089	0.464	0.869
9	0.618	0.084		0.098	0.563	0.911
10	0.708	0.091		0.108	0.671	0.947
11	0.806	0.098		0.118	0.789	0.979
12	0.912	0.105		0.129	0.918	1.007
13	1.024	0.112		0.140	1.058	1.033
14	1.144	0.120	0.098	0.151	1.209	1.057
15	1.271	0.127		0.163	1.372	1.080
16	1.404	0.134		0.175	1.547	1.101
17	1.545	0.141		0.187	1.734	1.122
18	1.692	0.147		0.199	1.933	1.142
19	1.846	0.154		0.212	2.145	1.162
20	2.005	0.160		0.225	2.370	1.182
21	2.171	0.166	0.147	0.238	2.608	1.201
22	2.342	0.171		0.251	2.858	1.221
23	2.518	0.176		0.264	3.122	1.240
24	2.700	0.181		0.277	3.399	1.259
25	2.886	0.186		0.290	3.688	1.278
26	3.076	0.190		0.302	3.991	1.297
27	3.270	0.194		0.315	4.306	1.317
28	3.468	0.198	0.185	0.328	4.633	1.336
29	3.669	0.201		0.340	4.973	1.355
30	3.874	0.204		0.352	5.325	1.375
31	4.080	0.207		0.364	5.688	1.394
32	4.289	0.209		0.375	6.063	1.414
33	4.500	0.211		0.386	6.450	1.433
34	4.712	0.212		0.397	6.847	1.453
35	4.926	0.214	0.208	0.407	7.254	1.473
36	5.141	0.215		0.418	7.672	1.492
37	5.356	0.215		0.427	8.099	1.512
38	5.572	0.216		0.436	8.535	1.532
39	5.788	0.216		0.445	8.980	1.552
40	6.003	0.216		0.454	9.434	1.571
41	6.219	0.215		0.462	9.896	1.591
42	6.433	0.215	0.215	0.469	10.365	1.611
43	6.647	0.214		0.476	10.841	1.631
44	6.860	0.213		0.483	11.324	1.651
45	7.071	0.211		0.489	11.813	1.671
46	7.281	0.210		0.495	12.308	1.690
47	7.489	0.208		0.500	12.809	1.710
48	7.696	0.206		0.505	13.314	1.730
49	7.900	0.204	0.210	0.510	13.824	1.750
50	8.102	0.202		0.514	14.337	1.770
51	8.303	0.200		0.518	14.855	1.789
52	8.500	0.198		0.521	15.376	1.809
53	8.695	0.195		0.524	15.900	1.829
54	8.888	0.193		0.526	16.426	1.848
55	9.078	0.190		0.528	16.954	1.868
56	9.265	0.187	0.195	0.530	17.485	1.887
57	9.450	0.184		0.532	18.016	1.907
58	9.631	0.182		0.533	18.549	1.926
59	9.810	0.179		0.534	19.083	1.945
60	9.986	0.176		0.534	19.617	1.965
61	10.158	0.173		0.534	20.152	1.984
62	10.328	0.170		0.534	20.686	2.003
63	10.495	0.167	0.176	0.534	21.220	2.022
64	10.658	0.164		0.533	21.753	2.041
65	10.819	0.160		0.532	22.286	2.060
66	10.976	0.157		0.531	22.817	2.079
67	11.130	0.154		0.530	23.347	2.098
68	11.282	0.151		0.529	23.876	2.116
69	11.430	0.148		0.527	24.403	2.135
70	11.575	0.145	0.154	0.525	24.928	2.154

¹On-farm body weight (i.e. feed present in intestinal tract).

²Feed consumption per living bird.

³FCR includes initial body weight at placement and does not account for mortality.

NOTE: In the table the values are rounded. This may result in small inaccuracies when using the objectives to calculate other performance statistics.

Male Performance

Day	Body weight (lb) ¹	Daily gain (lb)	Av. daily gain/week (lb)	Daily intake (lb)	Cum. intake (lb) ²	FCR ³
0	0.095					
1	0.133	0.038			0.025	0.190
2	0.172	0.039		0.034	0.060	0.346
3	0.217	0.044		0.043	0.103	0.474
4	0.267	0.050		0.052	0.154	0.579
5	0.323	0.057		0.061	0.215	0.666
6	0.387	0.063		0.070	0.285	0.738
7	0.457	0.070	0.052	0.080	0.365	0.799
8	0.534	0.078		0.090	0.455	0.851
9	0.619	0.085		0.100	0.555	0.896
10	0.712	0.093		0.111	0.665	0.934
11	0.813	0.101		0.122	0.787	0.969
12	0.921	0.108		0.133	0.921	0.999
13	1.038	0.116		0.145	1.066	1.027
14	1.162	0.124	0.101	0.157	1.223	1.053
15	1.294	0.132		0.170	1.393	1.076
16	1.434	0.140		0.183	1.576	1.099
17	1.581	0.148		0.196	1.772	1.120
18	1.736	0.155		0.210	1.982	1.141
19	1.899	0.162		0.223	2.205	1.161
20	2.068	0.169		0.237	2.442	1.181
21	2.244	0.176	0.155	0.251	2.693	1.200
22	2.427	0.183		0.265	2.958	1.219
23	2.616	0.189		0.280	3.238	1.238
24	2.810	0.195		0.294	3.532	1.257
25	3.010	0.200		0.308	3.840	1.276
26	3.216	0.205		0.322	4.162	1.294
27	3.426	0.210		0.336	4.498	1.313
28	3.641	0.215	0.200	0.350	4.848	1.332
29	3.860	0.219		0.364	5.211	1.350
30	4.082	0.223		0.377	5.588	1.369
31	4.308	0.226		0.390	5.978	1.388
32	4.537	0.229		0.403	6.381	1.406
33	4.769	0.232		0.415	6.797	1.425
34	5.003	0.234		0.428	7.224	1.444
35	5.238	0.236	0.228	0.439	7.664	1.463
36	5.476	0.237		0.451	8.115	1.482
37	5.714	0.239		0.462	8.576	1.501
38	5.954	0.239		0.472	9.048	1.520
39	6.194	0.240		0.482	9.531	1.539
40	6.434	0.240		0.492	10.023	1.558
41	6.674	0.240		0.501	10.524	1.577
42	6.914	0.240	0.239	0.510	11.033	1.596
43	7.153	0.239		0.518	11.551	1.615
44	7.392	0.239		0.526	12.077	1.634
45	7.629	0.237		0.533	12.610	1.653
46	7.866	0.236		0.540	13.149	1.672
47	8.100	0.235		0.546	13.695	1.691
48	8.333	0.233		0.552	14.247	1.710
49	8.564	0.231	0.236	0.557	14.804	1.729
50	8.793	0.229		0.562	15.366	1.747
51	9.020	0.227		0.566	15.932	1.766
52	9.244	0.224		0.570	16.502	1.785
53	9.466	0.222		0.574	17.076	1.804
54	9.685	0.219		0.577	17.653	1.823
55	9.902	0.216		0.580	18.233	1.841
56	10.115	0.214	0.222	0.582	18.814	1.860
57	10.326	0.211		0.584	19.398	1.879
58	10.533	0.208		0.585	19.983	1.897
59	10.738	0.204		0.586	20.570	1.916
60	10.939	0.201		0.587	21.157	1.934
61	11.137	0.198		0.588	21.745	1.953
62	11.332	0.195		0.588	22.333	1.971
63	11.523	0.191	0.201	0.588	22.920	1.989
64	11.711	0.188		0.587	23.507	2.007
65	11.896	0.185		0.586	24.094	2.025
66	12.077	0.181		0.585	24.679	2.044
67	12.255	0.178		0.584	25.263	2.062
68	12.429	0.174		0.583	25.846	2.079
69	12.600	0.171		0.581	26.427	2.097
70	12.768	0.168	0.178	0.579	27.005	2.115

¹On-farm body weight (i.e. feed present in intestinal tract).

²Feed consumption per living bird.

³FCR includes initial body weight at placement and does not account for mortality.

NOTE: In the table the values are rounded. This may result in small inaccuracies when using the objectives to calculate other performance statistics.

Female Performance

Day	Body weight (lb) ¹	Daily gain (lb)	Av. daily gain/week (lb)	Daily intake (lb)	Cum. intake (lb) ²	FCR ³
0	0.095					
1	0.135	0.040			0.030	0.222
2	0.175	0.040		0.039	0.069	0.395
3	0.220	0.045		0.047	0.117	0.530
4	0.271	0.051		0.055	0.172	0.636
5	0.327	0.056		0.063	0.235	0.720
6	0.390	0.063		0.071	0.307	0.787
7	0.459	0.069	0.052	0.079	0.386	0.842
8	0.534	0.075		0.088	0.474	0.888
9	0.616	0.082		0.096	0.570	0.926
10	0.705	0.089		0.106	0.676	0.959
11	0.800	0.095		0.115	0.791	0.988
12	0.902	0.102		0.125	0.915	1.015
13	1.011	0.109		0.135	1.050	1.039
14	1.126	0.115	0.095	0.145	1.195	1.062
15	1.247	0.121		0.156	1.351	1.083
16	1.375	0.128		0.167	1.518	1.104
17	1.508	0.134		0.178	1.695	1.124
18	1.648	0.139		0.189	1.885	1.144
19	1.793	0.145		0.201	2.085	1.163
20	1.943	0.150		0.212	2.298	1.183
21	2.098	0.155	0.139	0.224	2.522	1.202
22	2.257	0.160		0.236	2.758	1.222
23	2.421	0.164		0.248	3.006	1.241
24	2.589	0.168		0.259	3.265	1.261
25	2.761	0.172		0.271	3.536	1.281
26	2.936	0.175		0.282	3.818	1.300
27	3.115	0.178		0.294	4.112	1.320
28	3.296	0.181	0.171	0.305	4.417	1.340
29	3.479	0.183		0.316	4.733	1.360
30	3.665	0.186		0.326	5.059	1.380
31	3.852	0.187		0.337	5.395	1.401
32	4.041	0.189		0.347	5.742	1.421
33	4.231	0.190		0.356	6.098	1.441
34	4.422	0.191		0.366	6.464	1.462
35	4.614	0.192	0.188	0.375	6.838	1.482
36	4.806	0.192		0.383	7.222	1.503
37	4.998	0.192		0.392	7.613	1.523
38	5.190	0.192		0.399	8.013	1.544
39	5.382	0.192		0.407	8.420	1.564
40	5.573	0.191		0.414	8.834	1.585
41	5.763	0.190		0.421	9.255	1.606
42	5.953	0.189	0.191	0.427	9.682	1.626
43	6.141	0.188		0.433	10.115	1.647
44	6.328	0.187		0.439	10.553	1.668
45	6.513	0.185		0.444	10.997	1.688
46	6.697	0.184		0.448	11.445	1.709
47	6.878	0.182		0.453	11.898	1.730
48	7.058	0.180		0.457	12.355	1.750
49	7.236	0.178	0.183	0.460	12.815	1.771
50	7.412	0.176		0.464	13.279	1.792
51	7.585	0.173		0.466	13.745	1.812
52	7.756	0.171		0.469	14.214	1.833
53	7.925	0.169		0.471	14.685	1.853
54	8.091	0.166		0.473	15.158	1.874
55	8.255	0.164		0.475	15.633	1.894
56	8.416	0.161	0.168	0.476	16.109	1.914
57	8.574	0.158		0.477	16.586	1.934
58	8.729	0.156		0.478	17.063	1.955
59	8.882	0.153		0.478	17.541	1.975
60	9.033	0.150		0.478	18.019	1.995
61	9.180	0.147		0.478	18.497	2.015
62	9.325	0.145		0.478	18.975	2.035
63	9.466	0.142	0.150	0.477	19.452	2.055
64	9.606	0.139		0.476	19.928	2.075
65	9.742	0.136		0.475	20.403	2.094
66	9.875	0.133		0.474	20.878	2.114
67	10.006	0.131		0.473	21.350	2.134
68	10.134	0.128		0.471	21.821	2.153
69	10.259	0.125		0.469	22.291	2.173
70	10.382	0.122	0.131	0.467	22.758	2.192

¹On-farm body weight (i.e. feed present in intestinal tract).

²Feed consumption per living bird.

³FCR includes initial body weight at placement and does not account for mortality.

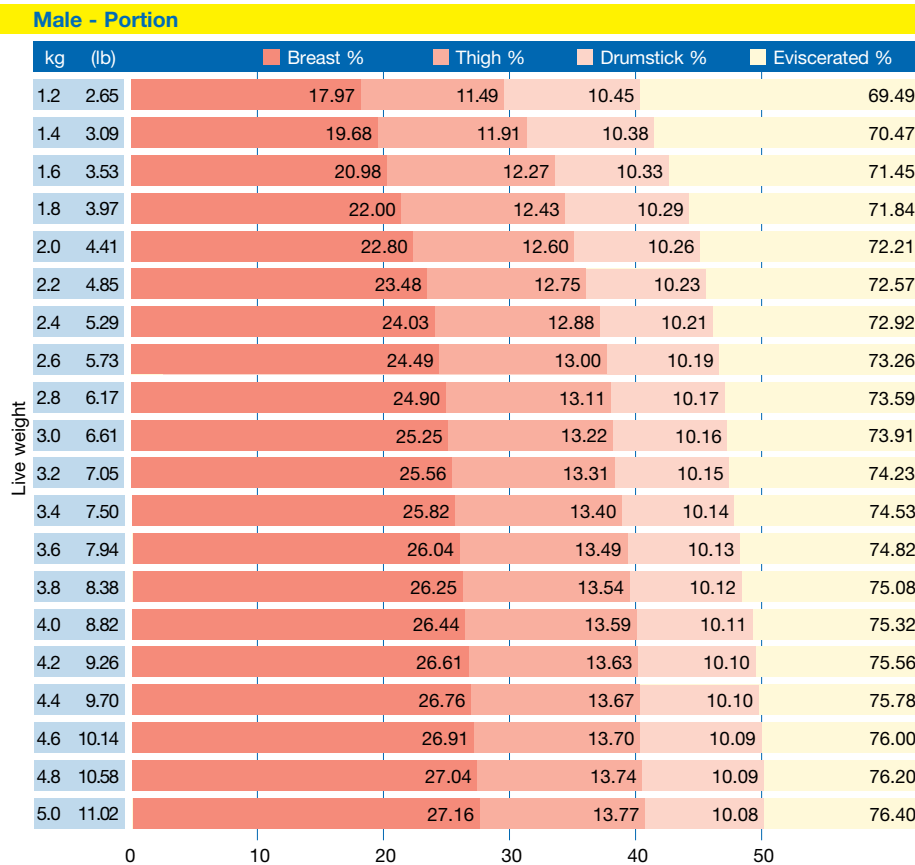
NOTE: In the table the values are rounded, this may result in small inaccuracies when using the objectives to calculate other performance statistics.

Carcass Yield

The following diagrams indicate how yields of the major portions change with increasing live weight in each sex. Eviscerated yield is broken down into breast meat and leg meat to represent a deboning operation.

Definitions of Terms

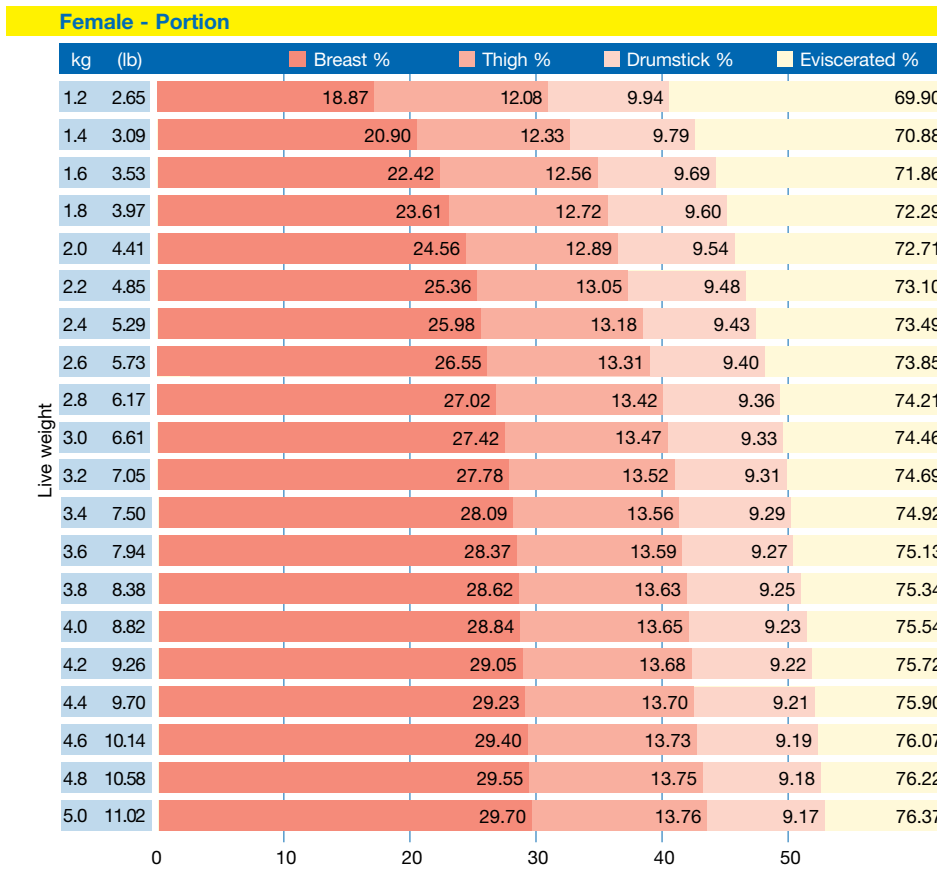
Eviscerated %	eviscerated carcass (without neck, abdominal fat and internal organs) as a percentage of live weight.
Breast %	breast meat (without skin and bone) as a percentage of live weight.
Thigh/Drumstick %	whole thigh/drumstick (with skin and bone) as a percentage of live weight.



NOTE: These figures represent dry yield. They do not include any moisture retained during chilling or processing. Carcass component yields will vary among processing plants depending on, for example, type of equipment used and the exact portion(s) being produced.

Definitions of Terms

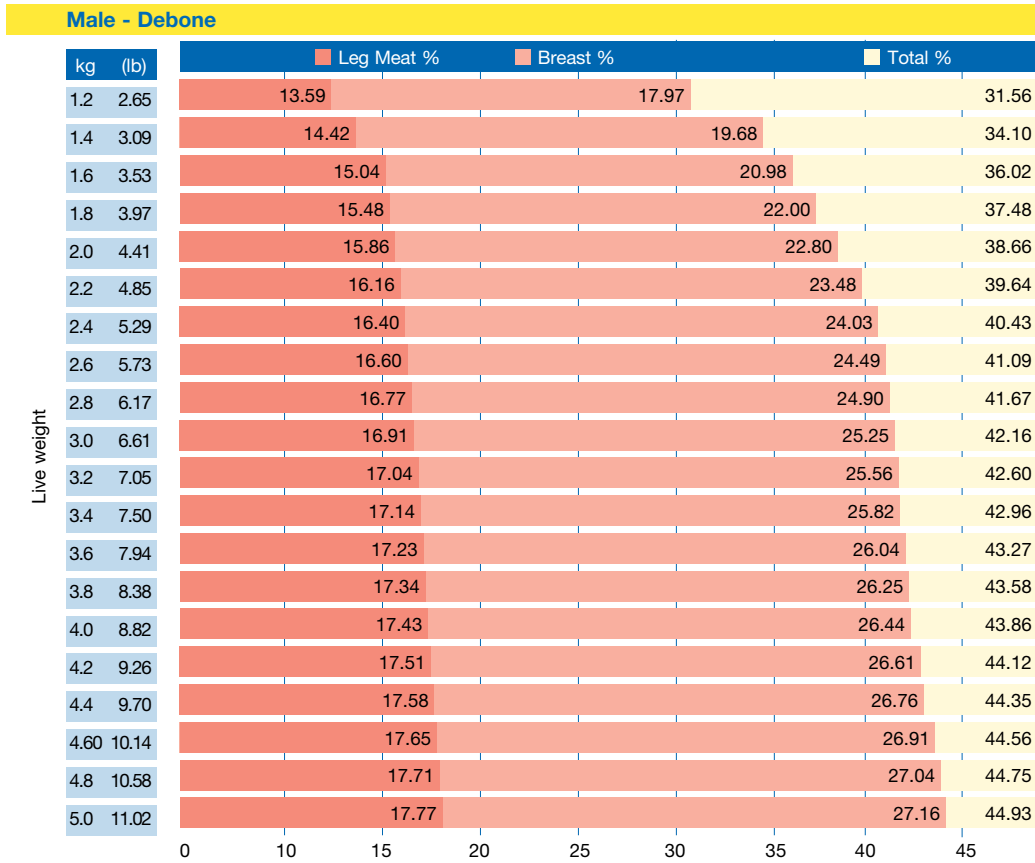
Eviscerated %	eviscerated carcass (without neck, abdominal fat and internal organs) as a percentage of live weight.
Breast %	breast meat (without skin and bone) as a percentage of live weight.
Thigh/Drumstick %	whole thigh/drumstick (with skin and bone) as a percentage of live weight.



NOTE: These figures represent dry yield. They do not include any moisture retained during chilling or processing. Carcass component yields will vary among processing plants depending on, for example, type of equipment used and the exact portion(s) being produced.

Definitions of Terms

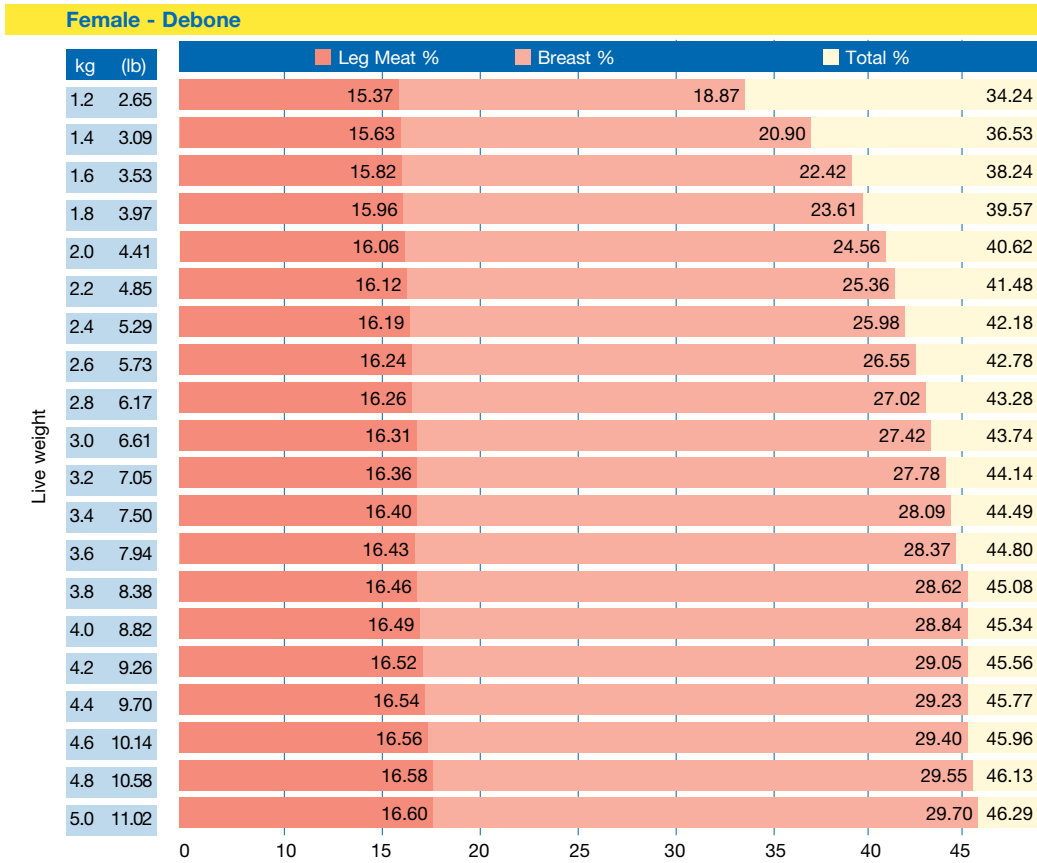
Breast %	breast meat (without skin and bone) as a percentage of live weight.
Leg Meat %	sum of deboned thigh (without skin) and deboned drumstick (without skin) as a percentage of live weight.
Total %	sum of leg meat and breast meat



NOTE: These figures represent dry yield. They do not include any moisture retained during chilling or processing. Carcass component yields will vary among processing plants depending on, for example, type of equipment used and the exact portion(s) being produced.

Definitions of Terms

Breast %	breast meat (without skin and bone) as a percentage of live weight.
Leg Meat %	sum of deboned thigh (without skin) and deboned drumstick (without skin) as a percentage of live weight.
Total %	sum of leg meat and breast meat



NOTE: These figures represent dry yield. They do not include any moisture retained during chilling or processing. Carcass component yields will vary among processing plants depending on, for example, type of equipment used and the exact portion(s) being produced.



Aviagen and the Aviagen logo, Ross and the Ross logo are registered trademarks of Aviagen in the US and other countries. All other trademarks or brands are registered by their respective owners.

Privacy Statement: Aviagen collects data to effectively communicate and provide information to you about our products and our business. This data may include your email address, name, business address and telephone number. To view our full Privacy Policy visit [Aviagen.com](https://www.aviagen.com)

© 2019 Aviagen.